
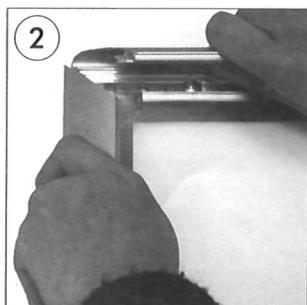



LOCKABLE WATERPROOF FRAME





•Unlock the profile by allen key.



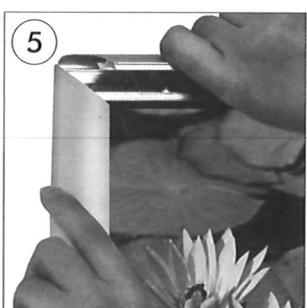
•After opening the long side profiles, open the top short profile.




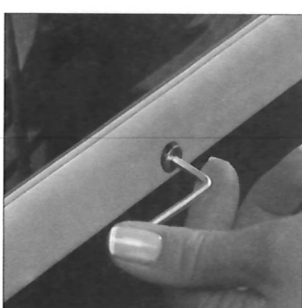
•Lift the anti-reflex protector from the label, written PULL.



•Place the poster in. After placing the cover back on the poster.



•Close the top profile, side profiles and bottom profile in order. Lock the bottom profile by allen key.



CAUTION!

•Beware of the leakage holes to be on the lower profile while mounting the frame.

