



# Assembly Instructions

UVCPTR2228

DISPLAYS2GO


1

Peel off white paper from both strips of double sided tape.



2

Stick the flap with double sided tape to the opposing flap to create a triangle shape.



3

Apply light pressure to insure tape sticks



Referenced Parts

A-Frame Body



Double-Sided Tape

