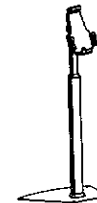
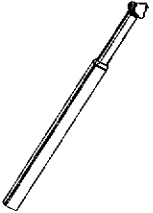













Installation Instruction



ITEM	DESCRIPTION/PART NO.	QUANTITY	ITEM	DESCRIPTION/PART NO.	QUANTITY
A	 pole	1	F	 plastic pad	1
B	 clamp holder	1	G	 M5x8(tamper-proof screw)	1
C	 base	1	H	 EVA pad	2
D	 key	1	I	 ST5.5x38	4
E	 M6x16	4	J	 concrete anchor	4
			K	 Allen key	1
			L	 TORX tool	1

