



• Tabletop Prize Wheel •

All Parts

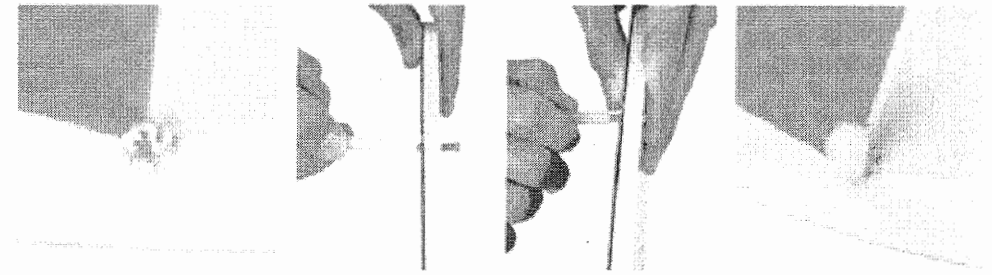


Assembly Instruction

STEP 1 Assembling the base




Align the post into the groove of the base and then attach them with screws.




STEP 2 Assembling the WHEEL

Remove the four small screws which are assembled on the WHEEL primarily at first. Afterwards, insert one screw into the back of the WHEEL and cover it with the plastic sleeve on the front. Repeat this step to assemble the rest holes.



STEP 3 Attaching the WHEEL to the BASE

The last step, attach the WHEEL to the base with screw and its matched washer and wing nut.



Your tabletop Prize Wheel is now assembled and ready for use!