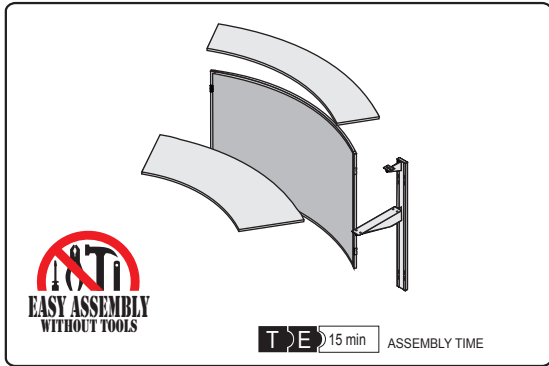


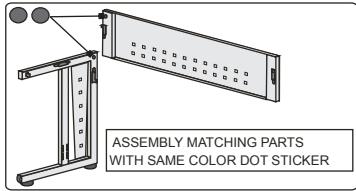
ASSEMBLY INSTRUCTIONS

MODEL 55292 ADD-ON RECEPTION



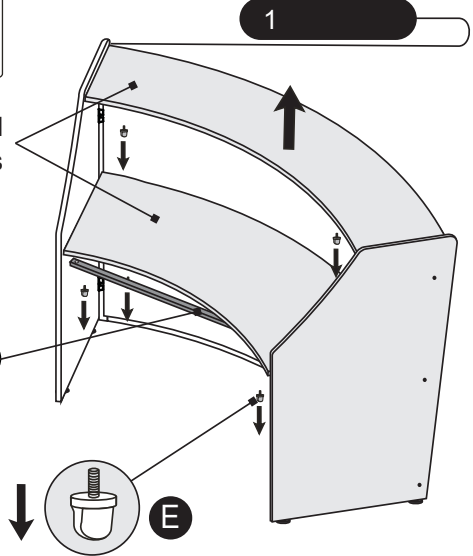
PARTS LIST

- A** TOP SHELF(1 PC)
- B** CENTRAL SHELF.....(1 PC)
- C** BACK PANEL(1 PC)
- D** PANEL SUPPORT.....(1 PC)
- E** SAFETY KNOB 14.6 MM.....(4 PCS)
- F** CONNECTOR PLATE.....(1 PC)
- G** SAFETY KNOB 28 MM.....(2 PCS)
- H** LEVELING KNOB.....(1 PC)
- I** SUPPORT BEAM.....(1 PC)
- J** SCREW 16 MM.....(1 PCS)



Remove top and central shelves by loosening knobs

Remove support beam by loosening safety knobs



Remove safety knobs

