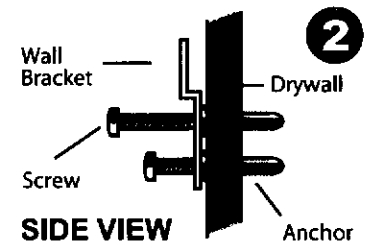
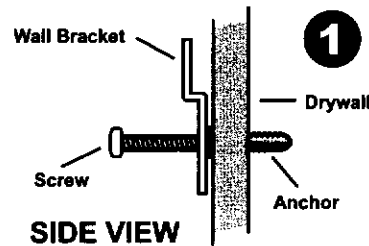
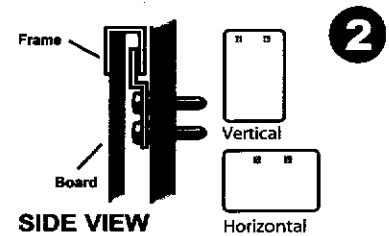
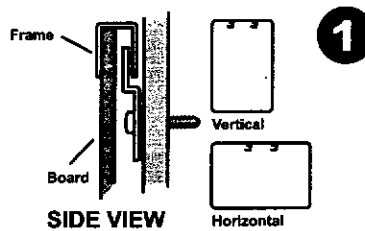


MOUNTING INSTRUCTIONS

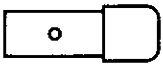


Punch or drill holes in wall that are no more than 1/4" in diameter. Insert anchors into holes so that they are set firmly into wall. Attach brackets to anchors with screws. Do not over tighten.



Slip top of wall brackets between metal frame and back of board. Center board on brackets.



PARTS & QUANTITY

PARTS BOARD SIZE	1	2
		 Wall Bracket  Anchor  Phillips Screw
45x60cm (18"x 24")	2 PCS/2 PCS/2 PCS	
60x90cm (24"x 36")	2 PCS/2 PCS/2 PCS	
90x120cm (36"x 48")		2 PCS/4 PCS/4 PCS