


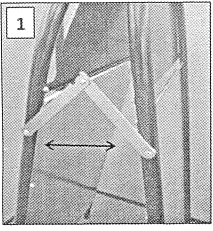



IRON A BOARD INSTRUCTION



• Pull out the iron legs of magnetic A Board to opposite directions and open your A Board up by putting the scissors on two sides in straight position

• By using the finger hole on the left side of A Board, remove magnetic PVC cover by pushing it as in picture



• Put your poster in and cover with the magnetic PVC cover



• NOTE: Optional colors are available