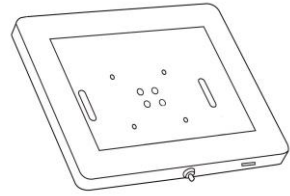


User Manual

Thank you for ordering 2-in-1 floor and table tablet kiosk stand. Let's start setting it up!

Parts you will find

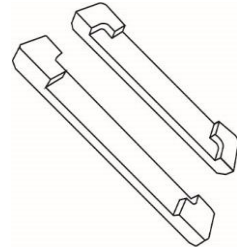
1 Metal Enclosure Case



4 Bended tube



6 Foam 3 sets



2 Black Liner Sheet 3pcs



5 Straight tube



7 Round End Screw 4pcs



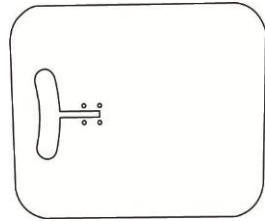
8 Flat End Screw 4pcs



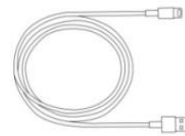
9 Screwdriver



3 Base

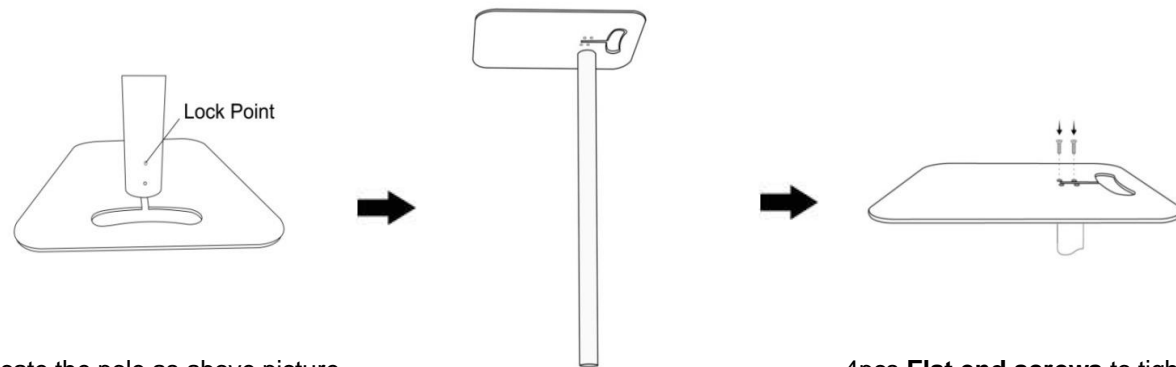


Before assembling please prepare the extension cable if you want power routing through stand. Cable not included



Step1 Base and Straight Tube Connection

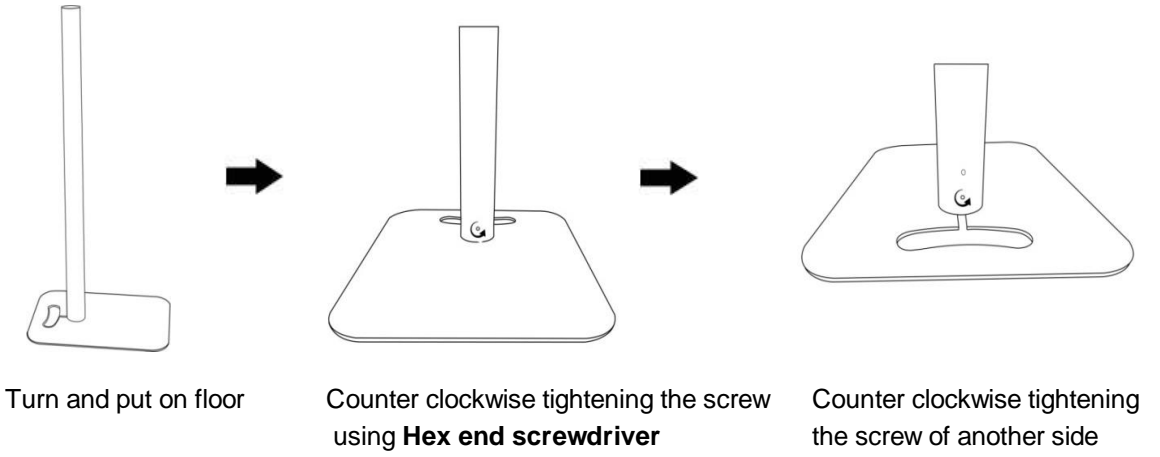
Please remember to insert cable when install if need power routing.



Locate the pole as above picture
The lock point face to the handle

Base & Pole upside down

4pcs Flat end screws to tighten
and insert cable

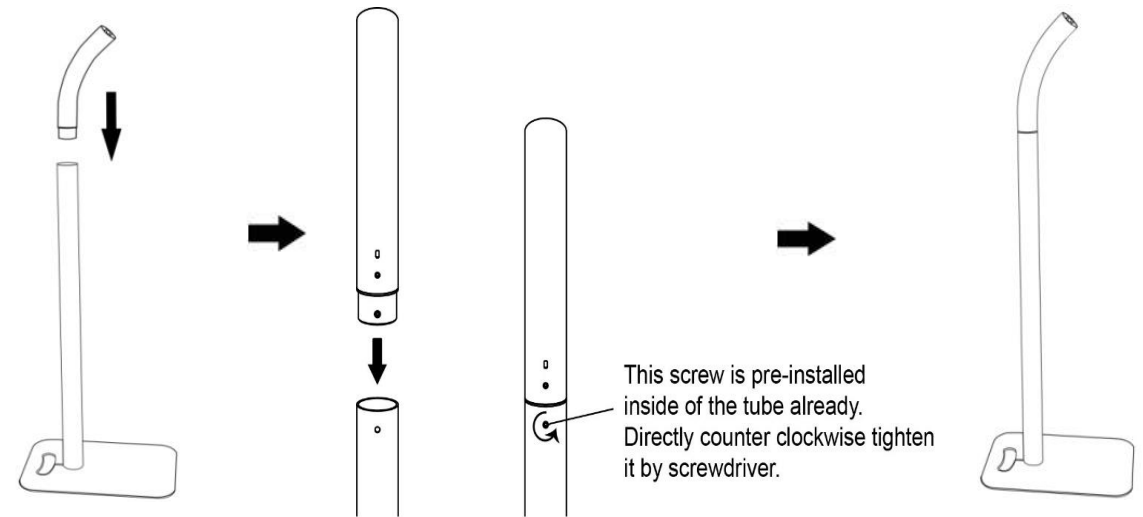


Turn and put on floor

Counter clockwise tightening the screw
using Hex end screwdriver

Counter clockwise tightening
the screw of another side

Step2 Straight Tube and Bended Tube Connection

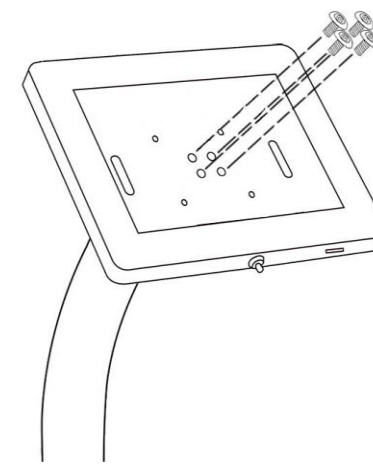


Insert the bended tube Remember
feed the cable to the bended tube

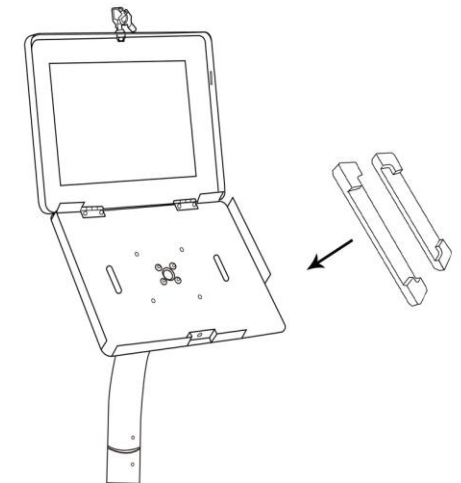
Counter clockwise tightening
the screws of both sides using Hex end screwdriver

Ready for next step

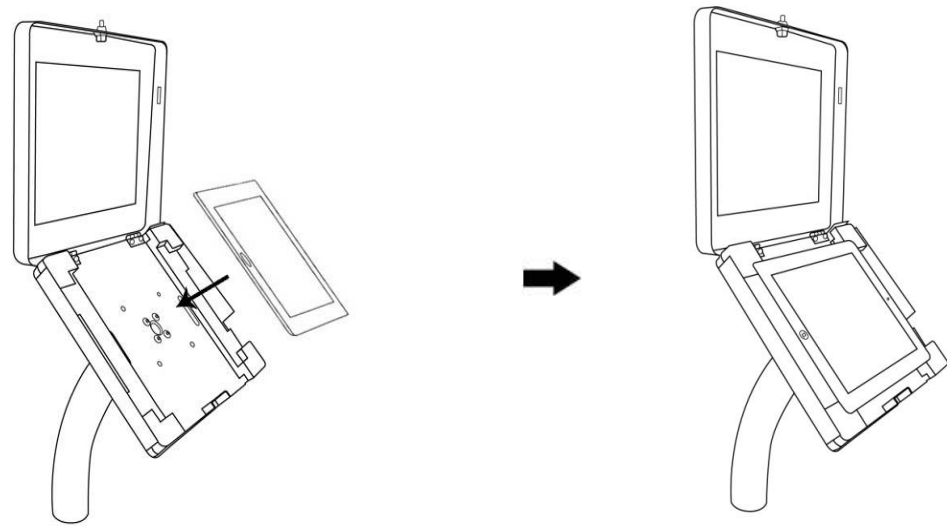
Step3 Connect the Metal Enclosure Case to the Bended Tube using 4pcs Round Screws



Step4 Open the case, put the foam inside

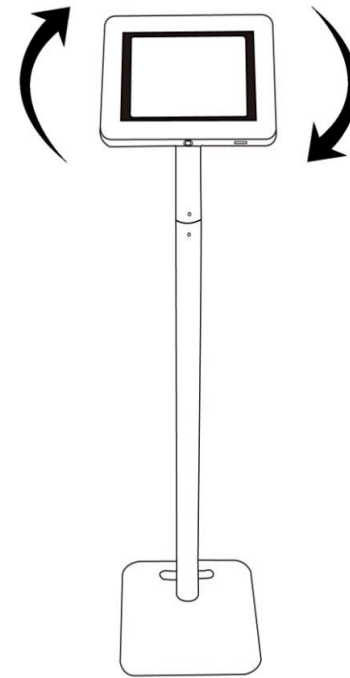


And put the Tablet PC as below.



Remark: For different tablet pc please choose different foam set.

Rotary Function

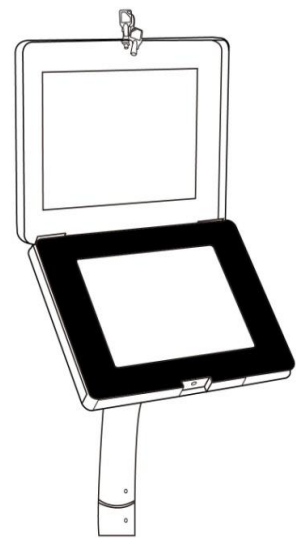


Use screwdriver clockwise tighten to lock the case to be not rotary.

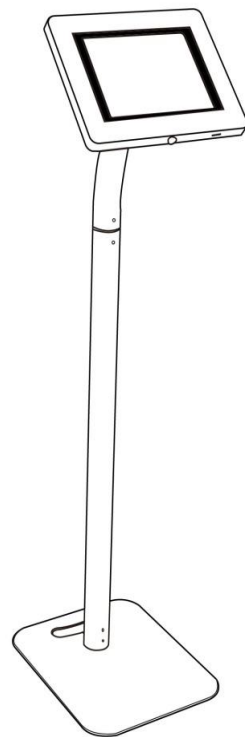


The enclosure can rotate 360 degree.

Step5 Add the Black Liner Sheet



Step6 Close the Case and press the Lock Button to lock



Install Complete



If need table stand just remove the straight pole. Install the bended tube directly to base.

Kensington Security Slot

A Kensington Security Slot can be found on the stand at the bottom of bended tube and straight tube. A Universal Computer Security Cable can be attached to this slot to add an extra theft deterrent.

