



# How to use




<http://video.ipad-stand.com.tw/us-2002>

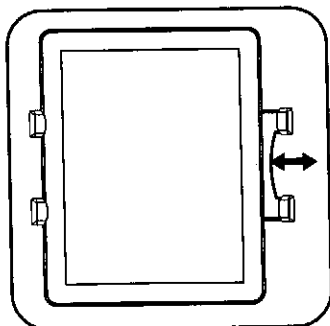
video

## Caution:

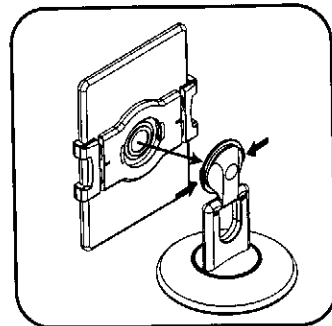

Please ensure that tablet is securely fixed in.



Place tablet on one side of bracket

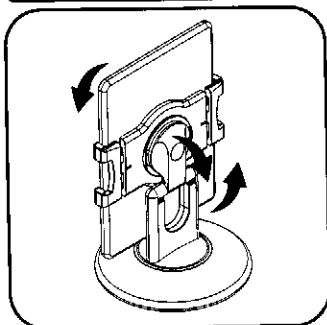


Pull open the bracket over the tablet and release

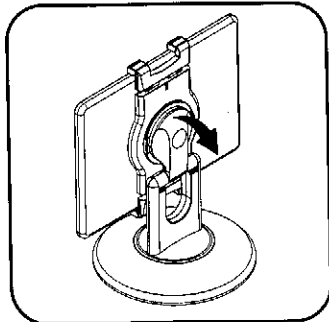


Attach, press and release, spin it to secure it's in position

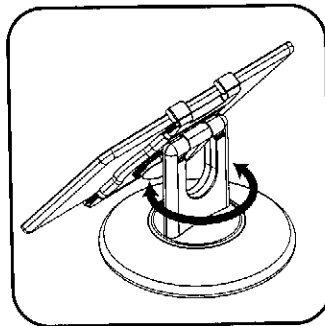
**Caution:** Please ensure that tablet is securely fixed in.




Vertical view with angle adjustments



Horizontal view with angle adjustments



Reversible view and pivots 360°



Comfortable typing