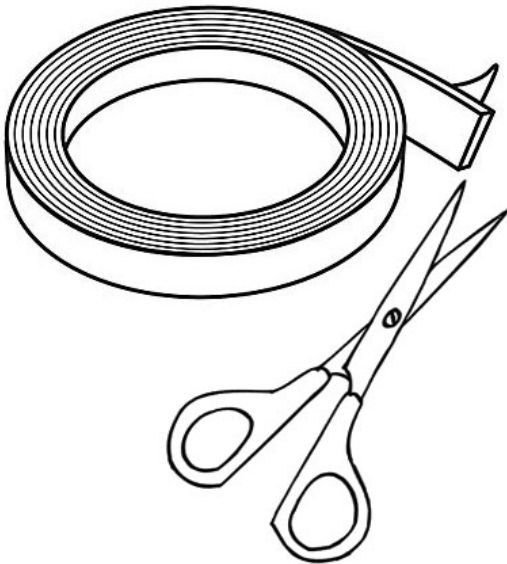


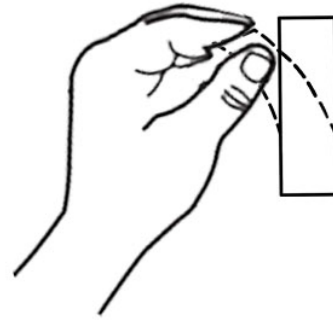
INSTRUCTIONS

3M DOUBLE SIDED TAPE - FLAG DISPLAY CASE

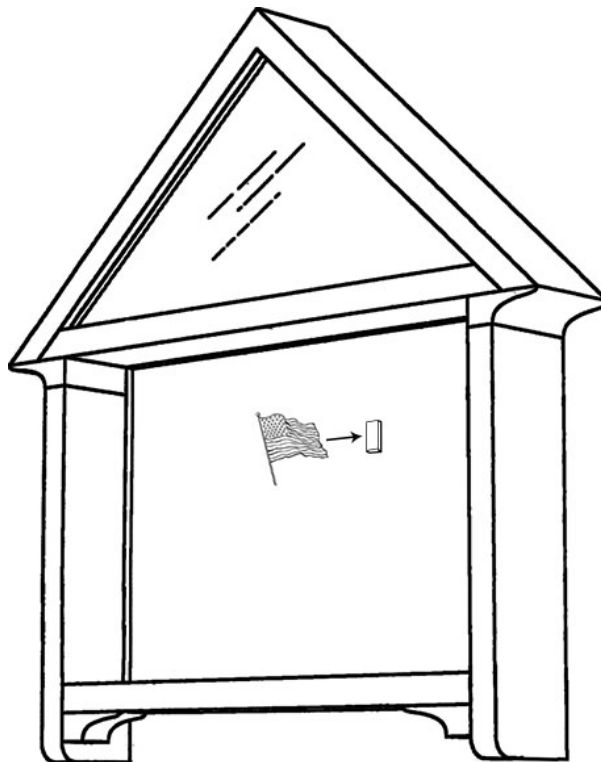
STEP1: Cut 3M tape to the length needed.



STEP2: Peel off one side of tape cover. Attach the adhesive side of the cut piece to the back wall of the flag display case. Peel off the other side of tape cover.



STEP3: Apply pin (or military medal, etc) onto the 3M self adhesive foam by inserting the needle at the back of the pin into the foam, press firmly.



DISPLAYS2GO