
















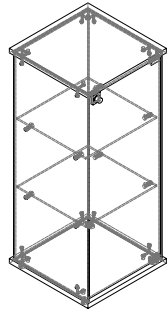
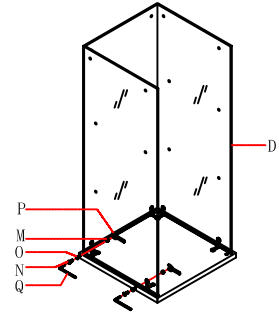







NO.	NAME	PIC.	SPEC.	UNIT	QTY
A	Bottom panel		363X363	PCS	1
B	Top panel		363X363	PCS	1
C	Back panel		833X343	PCS	1
D	Side panel		833X337	PCS	2
E	Glass door		813X328	PCS	1
F	Glass shelf		328X318	PCS	2
G	3-hole connector			PCS	4
H	2-hole connector		34X34X2.5	PCS	4
I	Door hinge			PCS	1
J	Lock			PCS	1
K	Key			PCS	2
L	Shelf support			PCS	8
M	M6 nut		M6	PCS	12
N	M6 screw		M6X16	PCS	20
O	Rubber pad			PCS	20
P	M10 wrench			PCS	1
Q	M4 allen wrench			PCS	1
R	Cross screw driver			PCS	1

FINISH

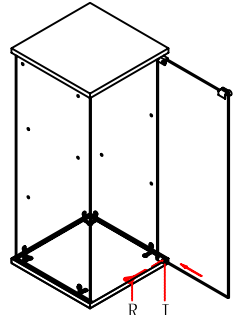




STEP3



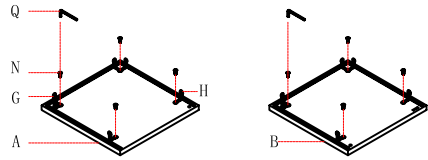
M	N	O	P	Q
				
4	4	4	1	1





STEP6



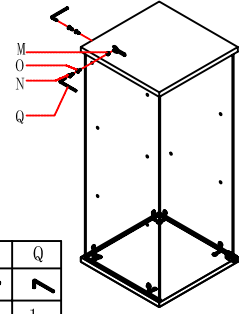
I	R
	
1	1






STEP1



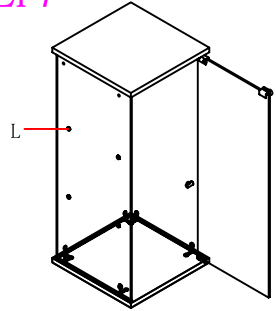
G	H	N	Q
			
4	4	8	1

STEP4



M	N	O	P	Q
				
6	6	6	1	1

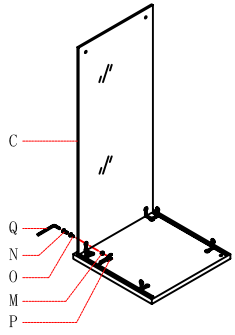
STEP7








L

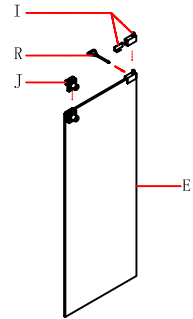
8




STEP2



M	N	O	P	Q
				
2	2	2	1	1

STEP5



I	J	R
		
1	1	1

STEP8

