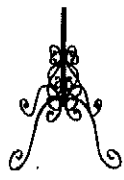









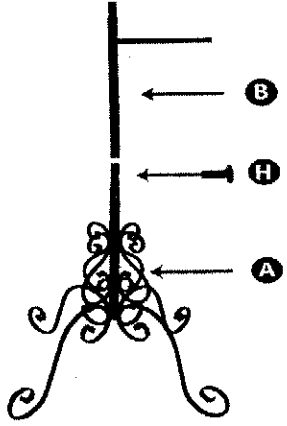
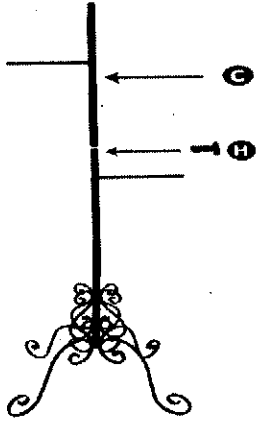
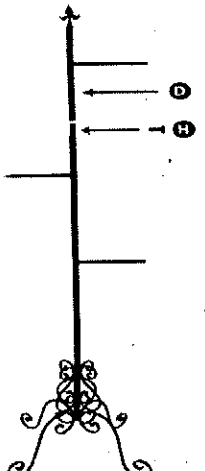
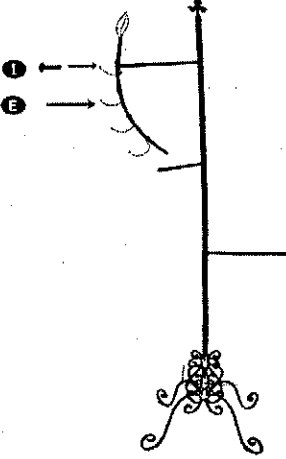
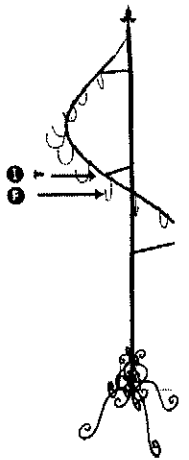
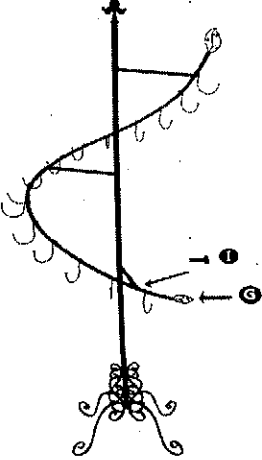


COMPONENTS

<p>A</p>  <p>BASE</p>	<p>B</p>  <p>BOTTOM TUBE</p>	<p>C</p>  <p>MIDDLE TUBE</p>	<p>D</p>  <p>TOP TUBE</p>	<p>E</p>  <p>TOP HOOK</p>
<p>F</p>  <p>MIDDLE HOOK</p>	<p>G</p>  <p>BOTTOM HOOK</p>	<p>H X3</p>  <p>SHORT SCREW</p>	<p>I X3</p>  <p>LONG SCREW</p>	<p>J</p>  <p>HEX KEY</p>

 <p>Step 1 Attach Bottom Tube B to Base A, using Short Screw H.</p>	 <p>Step 2 Attach Middle Tube C to Bottom Tube B, using Short Screw H.</p>
 <p>Step 3 Attach Top Tube D to Middle Tube C, using Short Screw H.</p>	 <p>Step 4 Attach Top Hook E to Top Tube D, using Long Screw I.</p>
 <p>Step 5 Attach Middle Hook F to Top Hook E, using Long Screw I.</p>	 <p>Step 6 Attach Bottom Hook G to Middle Hook F, using Long Screw I.</p>