


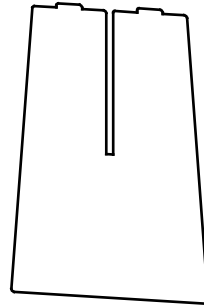
ASSEMBLY INSTRUCTIONS

FDCARDBS - CARDBOARD ROUND COCKTAIL STOOL

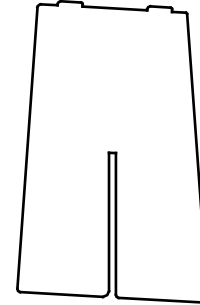
PARTS LIST (for 1 unit):



Stool Top (1)

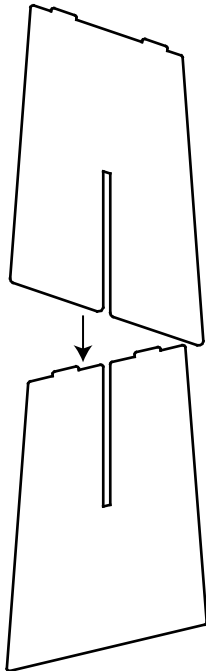


Stool Foot A (1)

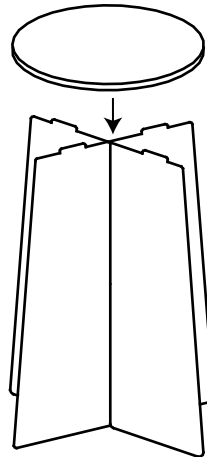


Stool Foot B (1)


Step 1: Line up the center slots on 2 stool foot as shown below. Slide the top board down and assemble together.



Step 2: Line up the slots on the bottom of the round disk with the tabs on the assembled base. Press it down into place.



Step 3: The installation is completed.



If you have any questions regarding our products, please visit us at www.displays2go.com or contact D2G customer service at 844-221-3388

Ver. 07/18

DISPLAYS2GO